

Tautulli

Tautulli is a python based web application for monitoring, analytics, and notifications for Plex Media Server. It includes the following features:

- Responsive web design viewable on desktop, tablet, and mobile web browsers.
- Themed to complement Plex/Web.
- Easy configuration setup (no separate web server required).
- Monitor current Plex Media Server activity.
- Fully customizable notifications for stream activity and recently added media.
- Top statistics on the home page with configurable duration and measurement metrics.
- Global watching history with search/filtering & dynamic column sorting.
- Full user list with general information and comparison stats.
- Individual user information, including devices IP addresses.
- Complete library statistics and media file information.
- Rich analytics presented using Highcharts graphing.
- Beautiful content information pages.
- Full sync list data on all users syncing items from your library.

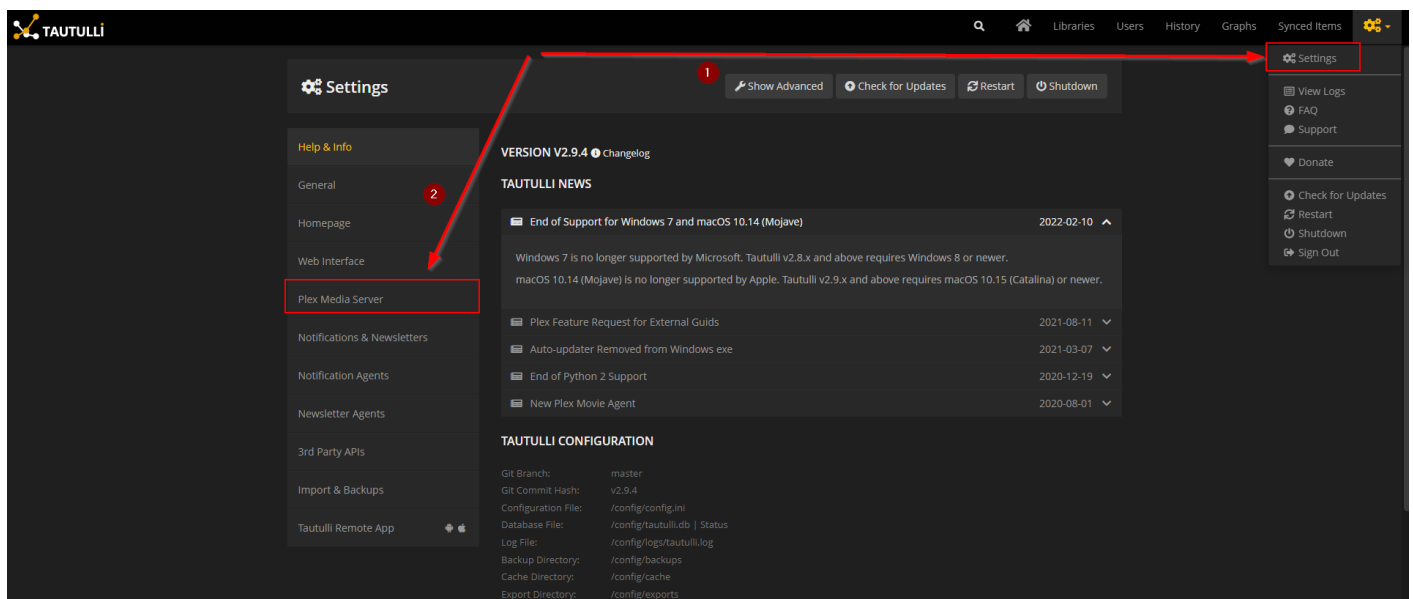
For more information, visit [this link](#).

This section gives you an overview of Tautulli's Initial Setup Wizard and the relevant settings you may be interested in. This assumes the following:

- You have a fully configured Plex Media Server

Add Plex Media Server to your Tautulli Instance

- Go to `Settings -> Plex Media Server`

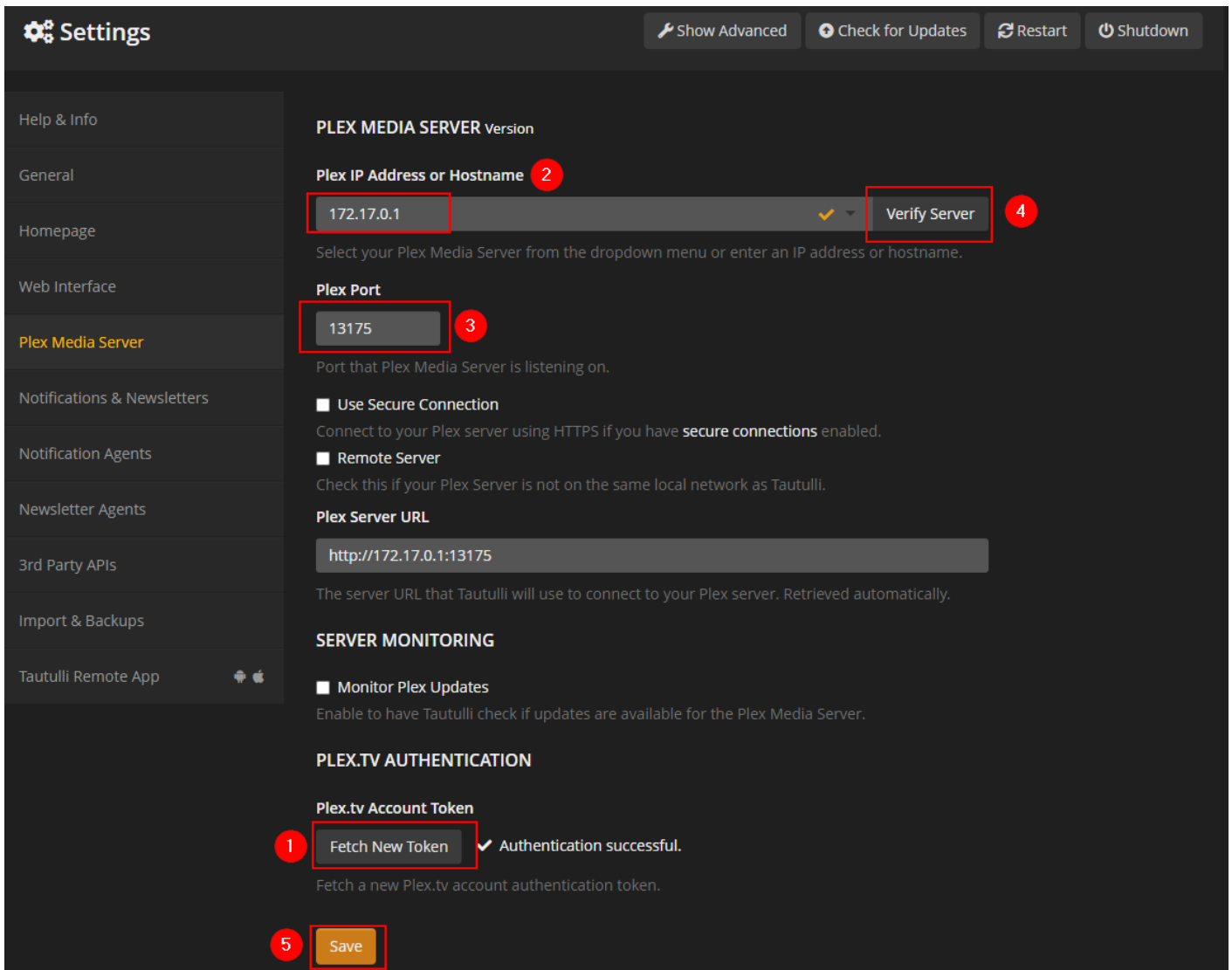


- Follow these steps:

- Click on `Fetch New Token`. A new browser window will open. Login to your Plex account to authenticate with Plex.
- Enter `Plex IP Address or Hostname` : `172.17.0.1`
- Enter `Plex Port` : {The Plex port as given in your Control Panel}
- Click on `Verify Server`.

- Finally, Save all the settings.

- Screenshot for reference:



Installing and Configuring Custom Tautulli Scripts

This guide will show you how to set up Custom Tautulli Scripts. These scripts extend the functionality of your Plex Media Server and give you more flexibility

In this guide, we'll be installing 2 scripts, `killstream.py` and `limiterr.py` from [blacktwin's JBOPS repository](#).. We'll be setting up the following:

- `killstream.py` to disallow transcoding of 4k sources

- `limiterr.py` to limit the number of plays of a show during nighttime.

::: info Note that the scripts in this guide require Plex Pass and will only work on Plex Pass users. :::

Prerequisites

- Login to your slot's SSH
- We'll create a folder named `scripts`, so do `mkdir -p scripts` then navigate to your newly created folder with `cd scripts`
- Get the full path of the folder by doing `pwd`. Take note of the output. In this guide, the output is `/home7/usbdocs/scripts`. Yours may vary.

```
usbdocs@lw975: ~$ mkdir -p scripts
usbdocs@lw975: ~$ cd scripts
usbdocs@lw975: ~/scripts$ pwd
/home7/usbdocs/scripts
usbdocs@lw975: ~/scripts$
```

killstream.py

Downloading The Script

- Download the latest revision of the Script below using `wget`

```
wget https://raw.githubusercontent.com/blacktwin/JB0PS/master/killstream/kill_stream.py
```

- After that, change the owner and make it executable by running the following commands

```
chown $USER:$USER kill_stream.py
chmod a+x kill_stream.py
```

Configuring Tautulli Notification Agent

- Open up Tautulli and go to Settings (Cog Icon top-right hand corner)
- Then, on Notification Agents, click **Add a new notification agent**. Scroll down and select **Script**.
- Then under Script Settings, enter the following information

Configuration

Script Folder: [output of `pwd`]
Script file: `./kill_stream.py`
Description: [Add anything here.]

Script Settings (Notifier ID: 2)

Configuration

Triggers

Conditions

Arguments

Test Notifications

Supported File Types

.sh, .pl, .cmd, .py, .pyw, .php, .rb, .bat, .ps1, .exe

Script Folder

/home7/usbdocs/scripts

Enter the full path to your script folder.

Script File

./kill_stream.py

Select the script file to run.

Script Timeout

30

The number of seconds to wait before killing the script. 0 to disable timeout.

Description

Script to kill 4k transcoding

Optional: Enter a description to help identify this agent in the notification agents list.

Delete

Duplicate

Save

Triggers

Playback Start

Transcode Decision Change

Script Settings (Notifier ID: 2)



Configuration

Triggers

Conditions

Arguments

Test Notifications

Notification Triggers

Select items that will trigger a notification for this Script notification agent.

☒ **Playback Start**

Trigger a notification when a stream is started.

☐ **Playback Stop**

Trigger a notification when a stream is stopped.

☐ **Playback Pause**

Trigger a notification when a stream is paused.

☐ **Playback Resume**

Trigger a notification when a stream is resumed.

☒ **Transcode Decision Change**

Trigger a notification when a stream changes transcode decision.

☐ **Watched**

Trigger a notification when a video stream reaches the specified watch percentage.

☐ **Buffer Warning**

Trigger a notification when a stream exceeds the specified buffer threshold.

☐ **User Concurrent Streams**

Trigger a notification when a user exceeds the concurrent stream threshold.

☐ **User New Device**

Trigger a notification when a user streams from a new device.

☐ **Recently Added**

Trigger a notification when a new item is added to the library.

Delete

Duplicate

Save

Conditions

Condition {1}: Video Decision - is - transcode

Condition {2}: Library Name - contains - 4K

Append 4k Library Name with 4k movies/TV Shows in Plex for the second condition to work.

Script Settings (Notifier ID: 2)



Configuration

Triggers

Conditions

Arguments

Test Notifications

Notification Conditions

Add custom conditions to only *allow certain notifications*. By default, all notifications will be sent if there are no conditions. [Click here](#) for a description of all the parameters.

Condition {1}

+ -

Video Decision



is



transcode



Condition {2}

+ -

Library Name



contains



4k



Condition Logic

Optional: Enter custom logic to use when evaluating the conditions (e.g. `{1} and ({2} or {3})`). Leave blank for implicit `and` between all conditions.

Note: Only the keywords `and` / `or` and brackets `()` are supported. For order of operations, `and` is evaluated before `or`.

Delete

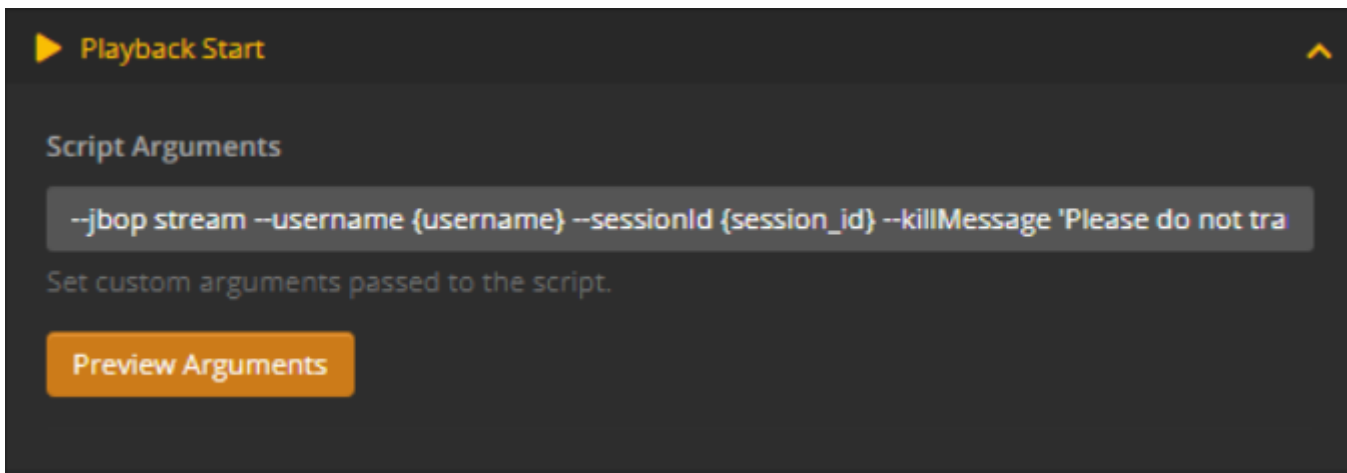
Duplicate

Save

Arguments

Playback Start:

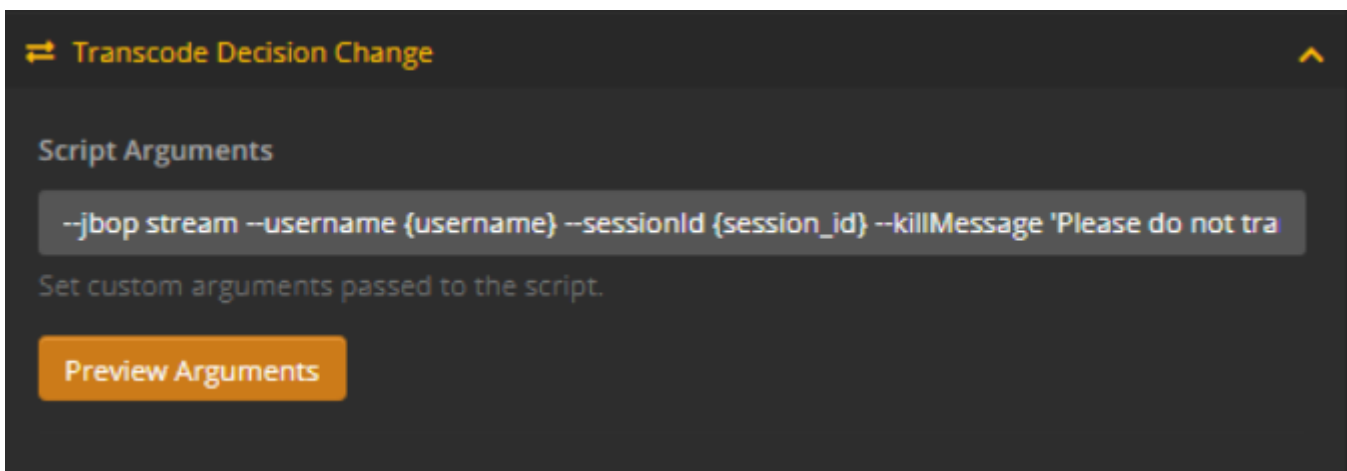
```
--jbox stream --username {username} --sessionId {session_id} --killMessage 'Please do not transcode 4k. Thanks!'
```



Arguments

Transcode Decision Change:

```
--jbop stream --username {username} --sessionId {session_id} --killMessage 'Please do not transcode 4k. Thanks!'
```



- Once that's all done, click **Save**

Testing The Script

- You can test your Script by attempting to play a 4k file and change the quality to 720p or lower. It'll transcode for a while, after which you should get the stream kill message.

limiterr.py

⋮ info This Script is dependent on the timezone of Plex instances. Our slots are hosted in The Netherlands, so its timezone is CET/CEST. Adjust the times as necessary. You may use [World Time Buddy](#) to check your local timezone with the slot's timezone. ⋮

Downloading The Script

- Download the latest revision of the Script below using `wget`

```
wget https://raw.githubusercontent.com/blacktwin/JB0PS/master/killstream/limiterr.py
```

- After that, change the owner and make it executable by running the following commands

```
chown $USER:$USER limiterr.py  
chmod a+x limiterr.py
```

Configuring Tautulli Notification Agent

- Open up Tautulli and go to Settings
- Then, on Notification Agents, click **Add a new notification agent**. Scroll down and select **Script**.
- Then under Script Settings, enter the following information

Configuration

Script Folder: [output of `pwd`]
Script file: ./limiterr.py
Description: [Add anything here.]

Script Settings (Notifier ID: 4)



Configuration

Triggers

Conditions

Arguments

Test Notifications

Supported File Types

.sh, .pl, .cmd, .py, .pyw, .php, .rb, .bat, .ps1, .exe

Script Folder

/home7/usbdocs/scripts

Enter the full path to your script folder.

Script File

./limiterr.py



Select the script file to run.

Script Timeout

30

The number of seconds to wait before killing the script. 0 to disable timeout.

Description

Optional: Enter a description to help identify this agent in the notification agents list.

Delete

Duplicate

Save

Triggers

Playback Start

Script Settings (Notifier ID: 4)



Configuration

Triggers

Conditions

Arguments

Test Notifications

Notification Triggers

Select items that will trigger a notification for this Script notification agent.

☒ **Playback Start**

Trigger a notification when a stream is started.

☐ **Playback Stop**

Trigger a notification when a stream is stopped.

☐ **Playback Pause**

Trigger a notification when a stream is paused.

☐ **Playback Resume**

Trigger a notification when a stream is resumed.

☐ **Transcode Decision Change**

Trigger a notification when a stream changes transcode decision.

☐ **Watched**

Trigger a notification when a video stream reaches the specified watch percentage.

☐ **Buffer Warning**

Trigger a notification when a stream exceeds the specified buffer threshold.

☐ **User Concurrent Streams**

Trigger a notification when a user exceeds the concurrent stream threshold.

☐ **User New Device**

Trigger a notification when a user streams from a new device.

☐ **Recently Added**

Trigger a notification when a new item is added to the library.

Delete

Duplicate

Save

Conditions

Condition {1}: Current Hour - is - 22 or 23 or 0 or 1

(Value is dependent on your timezone and the slot's timezone.)

Script Settings (Notifier ID: 4)

Configuration

Triggers

Conditions

Arguments

Test Notifications

Notification Conditions

Add custom conditions to only *allow certain notifications*. By default, all notifications will be sent if there are no conditions. [Click here](#) for a description of all the parameters.

Condition {1}

Current Hour

is

22 or 23 or 0 or 1

Condition Logic

Optional: Enter custom logic to use when evaluating the conditions (e.g. `{1} and ({2} or {3})`). Leave blank for implicit `and` between all conditions.
Note: Only the keywords `and` / `or` and brackets `()` are supported. For order of operations, `and` is evaluated before `or`.

Delete

Duplicate

Save

Arguments

Playback Start:

--jbop limit --username {username} --sessionId {session_id} --grandparent_rating_key {grandparent_rating_key} --limit plays=3 --delay 60 --killMessage "You sleep bro?"

Script Settings (Notifier ID: 4)

Configuration

Triggers

Conditions

Arguments

Test Notifications

Notification Text

Set the custom arguments passed to the script for each type of notification. [Click here](#) for a list of available parameters which can be used.

You can also add text modifiers to change the case or slice parameters with a list of items. [Click here](#) to view usage information.

You can also add tags to exclude certain text depending on the media type. [Click here](#) to view usage information.

▶ Playback Start

Script Arguments

`--jbop limit --username {username} --sessionId {session_id} --grandparent_rating_key {grandp`

Set custom arguments passed to the script.

Preview Arguments

■ Playback Stop

⏸ Playback Pause

▶ Playback Resume

Delete

Duplicate

Save

- Once that's all done, click **Save**

Testing The Script

- You can test your Script by watching some shows at the set times. After 3 plays, you should get the stream kill message.

Revision #12

Created 25 February 2020 08:32:01

Updated 14 July 2023 09:36:01 by varg