

Pre-Sales

If you're considering ordering a slot from us and have a question, your answer is likely here!

- [Setting Up an Automatic PayPal Subscription](#)
- [Ultra.cc Networking and Speedtests](#)

Setting Up an Automatic PayPal Subscription

You must only have one PayPal subscription per service.

Before you create a PayPal subscription, please ensure that you do not already have an active subscription for your service. If you already have a PayPal subscription, make sure to cancel it to avoid duplicate subscriptions.

In the case that more than one PayPal subscription is set up for a service, it will result in overpayments. You will be held accountable for them.

Ultra.cc is not responsible for managing your PayPal subscriptions.

This guide will show you how to set up an automatic PayPal subscription. This is for clients who used a different payment option and wish to use PayPal to automate their payments.

It is recommended to create the PayPal subscription at least **5 days** before your plan's next due date. If the unpaid invoice of your service is already overdue, the PayPal Subscribe button will not be available.

- Log in to your Ultra.cc [Client Area](#) and click on **View All** next to **Unpaid Invoices**.
- On the next screen, click on the red **Unpaid** button.
- Then click on the **PayPal Subscribe** button at the top right of the page.



Invoice #

UNPAID

Due Date: 2019-04-12



Invoiced To:

Pay To:

Ultraseedbox

<https://www.ultraseedbox.com>

Payment Method:

PayPal

Invoice Date:

2019-04-02

Invoice Items

Description	Amount
Thunder - Extra upload traffic: 0 x Extra 1TB of upload \$3.36USD Data Center: Netherlands (NL)	\$13.95USD
Sub Total	\$13.95USD
12.00% GST Fee	\$0.00USD
Credit	\$0.00USD
Total	\$13.95USD

- On the next screen, you will get **Subscribe** and **PayPal Checkout** buttons.
 - **Subscribe** - Set up a pre-approved payment subscription to automatically pay your invoices.
 - **PayPal Checkout** - A one-time payment of the invoice in question.


Subscription Details	Terms	First amount
Ultraseedbox - Invoice #234488	\$13.95 USD for each month	\$13.95 USD

Subscribe using a debit or credit card


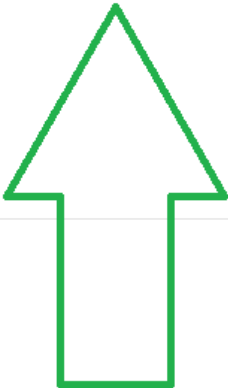
Subscribe


or


Log in to subscribe

 Check out

The safer, easier way to pay



Powered by 

[Policies](#) [Terms](#) [Privacy](#) [Feedback](#) © 1999 - 2019 

- If you selected **PayPal Checkout**, you will be greeted with the PayPal login screen.
 - Enter your credentials there and make the payment as usual.
- If you selected **Subscribe**, you will be prompted to enter your payment details.
 - Fill in the form with your card and other details. Then, proceed to make payment as usual, and your subscription has been added.

Ultra.cc Networking and Speedtests

In 2021, Ultra.cc began operating and overseeing its very own network, aptly named **The Ultra Network**. This cutting-edge infrastructure was meticulously crafted from scratch using only the latest in hardware and network standards. This has afforded us unprecedented autonomy in making strategic decisions that cater to our unique business needs, ultimately culminating in an unrivaled customer experience for you. We are pleased to announce that as a result, all third-party infrastructure in our network pool has been decommissioned.

*The Ultra Network has three network locations. Singapore, Canada and The Netherlands. The individual location options are for customers who **PRIORITISE** home speed and streaming to their home. If you purchase a CA/SG location, services and servers that are based in Europe will not be as fast as the Netherlands location due to peering.*

The Ultra Network

Location: **Netherlands**

- Servers: Any server except: Niagara, Bedok, Merlion, Nunavut, Winnipeg, Huron and Yukon
- Speedtest & Network tools: <https://ultra.cc/network/speedtest>
- Looking Glass: <https://ultra.cc/network-tools/looking-glass>

When running speedtests, we highly recommend that you only enable Multistream if you use multithreaded downloads. Streaming is single threaded!

Location: **Singapore**

Our Singapore location does not have networking tools and looking glass. Traffic is automatically optimised on the backend.

Recommended for users based in Asia/Australia who wish to prioritise home traffic

- Servers: **Bedok and Merlion**
- Speedtest File: [100MB](#), [1000MB](#)

Location: **Canada**

Just like our Singapore location, the Canada location does not have a networking page or looking glass as it's optimised automatically on the fly.

Recommended for user based in US/CA who wish to prioritise home traffic

- Servers: **Niagara, Nunavut, Winnipeg, Huron and Yukon**

- Speedtest File: [100MB](#), [1000MB](#)