

Midnight Commander

Midnight commander (also known as mc) is a feature-rich full-screen text mode application that allows you to copy, move and delete files and whole directory trees, search for files and run commands in the subshell.

- [Midnight Commander](#)

Midnight Commander

Visual SSH and Desktop based File Manager

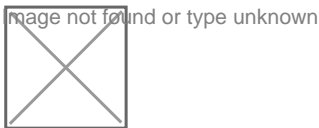
Midnight commander is a free software which allows you to interact with your files on Linux with an easy to use visual manager. Some of the best features include:

- One button Copy/Cut/Paste and other actions with F-row keys
- File Explorer with preview window
- Can be used to connect and interact with an FTP server
- Mouse interaction


<https://midnight-commander.org>

Copy operation in Midnight commander (MC)

By Default all Ultra.cc slots come with Midnight Commander installed and it can be started as easily as connecting to your Slot via SSH and issuing the command `mc` this will present you with Midnight commander




Midnight Commander allows you to interact with the SSH console using your mouse so you can simply Click a folder or file you wish to navigate to. In this example I will copy the file “Folder1file” to Folder2 using Midnight Commander.



Once you have your Source and destination chosen you can either use the top menu bar to access options



or use the `F5` Key to issue the copy command




This will present you with the confirmation dialog and show you the path you will copy to clicking OK or hitting enter will begin the action

image not found or type unknown



image not found or type unknown



As you can see “folderfile1” has now been copied to “Folder2”

Delete operations using Midnight Commander

Deleting is just as easy as copy operations, Once you navigate to the file you wish to remove you can either use the same menu as copy

image not found or type unknown



or hit the F8 Key and accept the deletion confirmation by either clicking or hitting the enter Key.

image not found or type unknown



Move operations using Midnight Commander

Move works in the exact same way as the copy command the only change in the steps is the key which is F6. You will see the same dialog box as with copying, You may either click OK or Hit the enter key. The file will be moved from the left directory to the right directory.