

FlareSolvrr

For more information about this app, follow [this link](#).

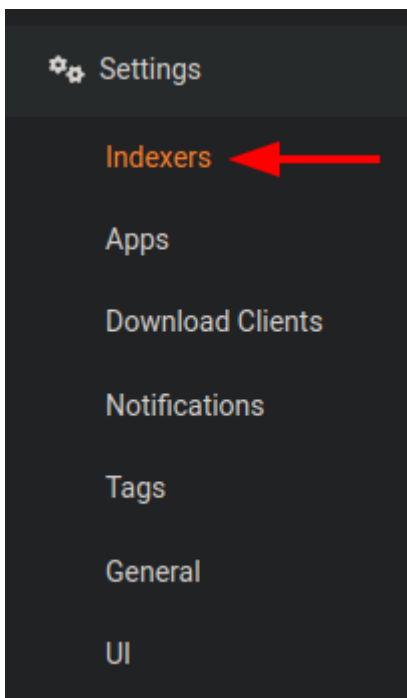
FlareSolvrr is a proxy server to bypass Cloudflare protection. In this guide, we will show you how to install and configure FlareSolvrr. For the sake of this guide, we will assume you already have [Prowlarr](#) or [Jackett](#) installed on your Ultra.cc service.

Initial Setup

- Install FlareSolvrr from the [UCP](#), you can find install instructions [here](#).

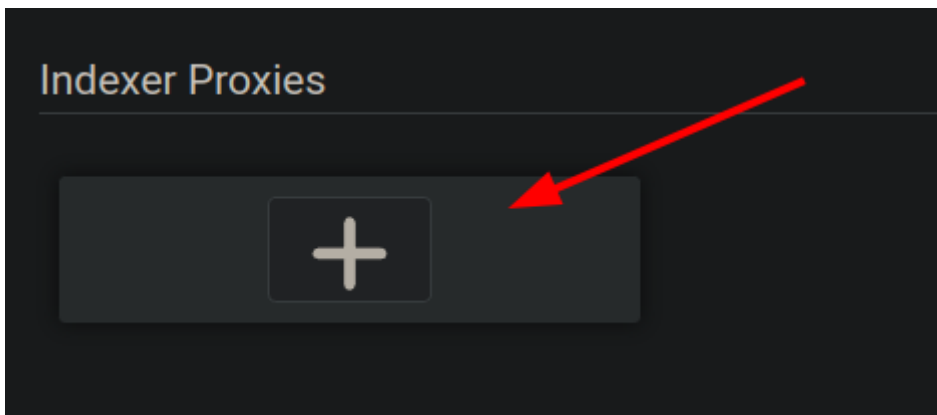
Add FlareSolvrr to Prowlarr

- In Prowlarr, go to `Settings > Indexers` as shown in the below image.

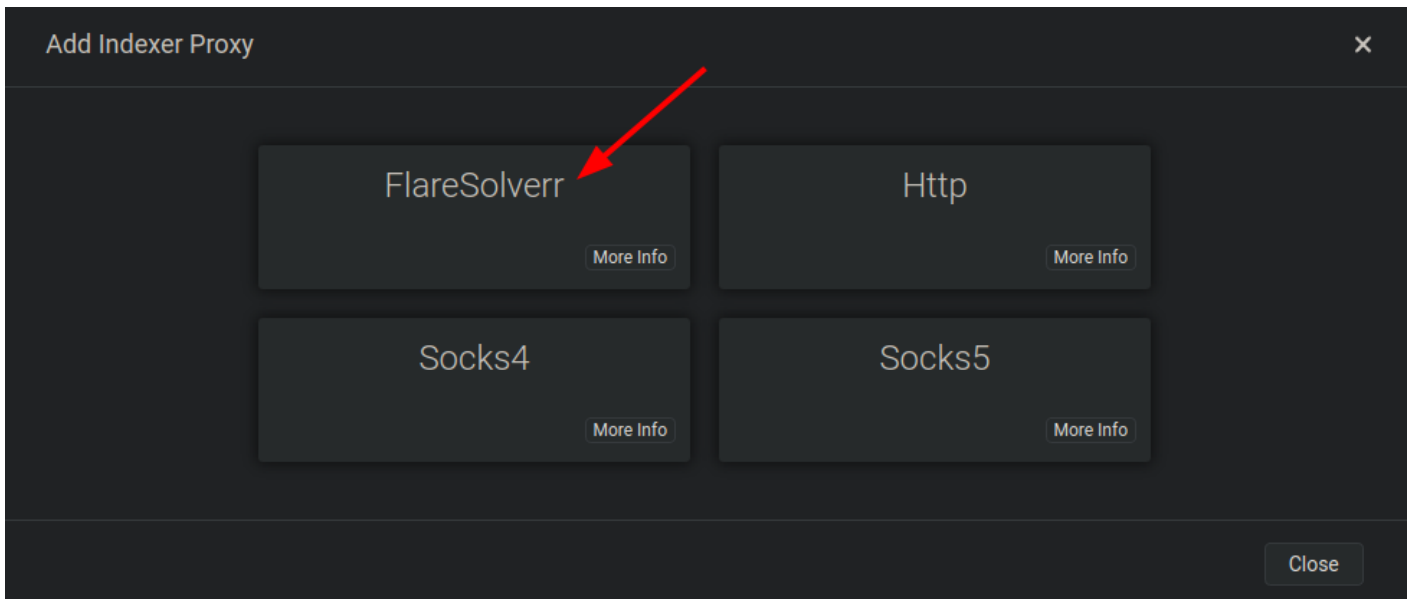


Enable Show Advanced to enable the maxTimeout Request Parameter ready for the next step

- Add a new indexer proxy by clicking the `+` sign as shown in the below image.



- Click the `FlareSolvrr` button as shown in the below image.



- Fill the fields with the following information:

1. Name
2. Tags
3. Host: `http: //172. 17. 0. 1: xxxxx` (replace `xxxxx` with FlareSolvrr's port that can be found under the **Apps** tab on the [UCP](#))

Add Proxy - FlareSolvrr
×

Name

Tags

Applies to indexers with at least one matching tag

Host

4

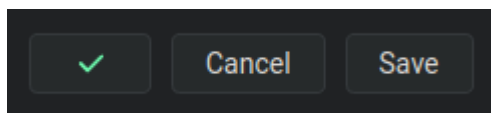
Test

Cancel

Save

5

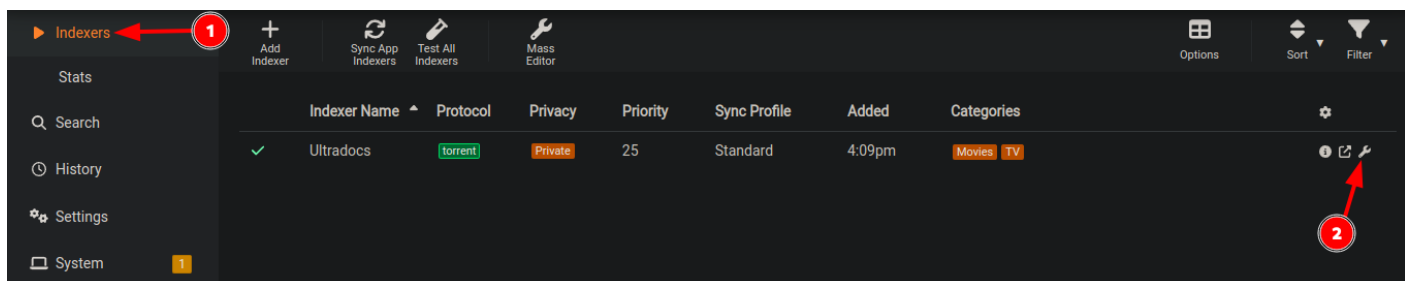
- Click the **Test** button. If all information has been entered correctly, you should see a green checkmark as shown in the below image.



- Click the **Save** button.

Add to Indexer

- Click on **Indexers** in the left-hand menu.
- Click the wrench icon of the indexer you want to use with FlareSolvrr.



- In the **Tags** field, add the `flaresolvrr` tag that you previously added.

Indexer Priority 25

Indexer Priority from 1 (Highest) to 50 (Lowest). Default: 25.

Tags flaresolverr

flaresolverr

is synced to, or just to organize your indexers.

Delete Test Cancel Save

- Click **Test** and **Save**.
- Done!

Add FlareSolvrr to Jackett

- Login to Jackett
- Scroll down to the bottom of the configuration fields.
- Add `http://172.17.0.1:xxxxx` in the **FlareSolvrr API URL** field (replace `xxxxx` with FlareSolvrr's port that can be found under the **Apps** tab on the [UCP](#))

Cache TTL (seconds): 2100

Cache max results per indexer: 1000

FlareSolvrr API URL: `http://172.17.0.1:xxxxx`

FlareSolvrr Max Timeout (ms): 55000

OMDB API key:

OMDB API Url: Blank for default

- Click **Apply server settings** to save.

Jackett Configuration

Apply server settings View logs Check for updates

Admin password:

Base path override: /jackett

Set Password Logout

