

Client Area (Manage Billing)

Helpful articles regarding your Ultra.cc account's client area can be found here.

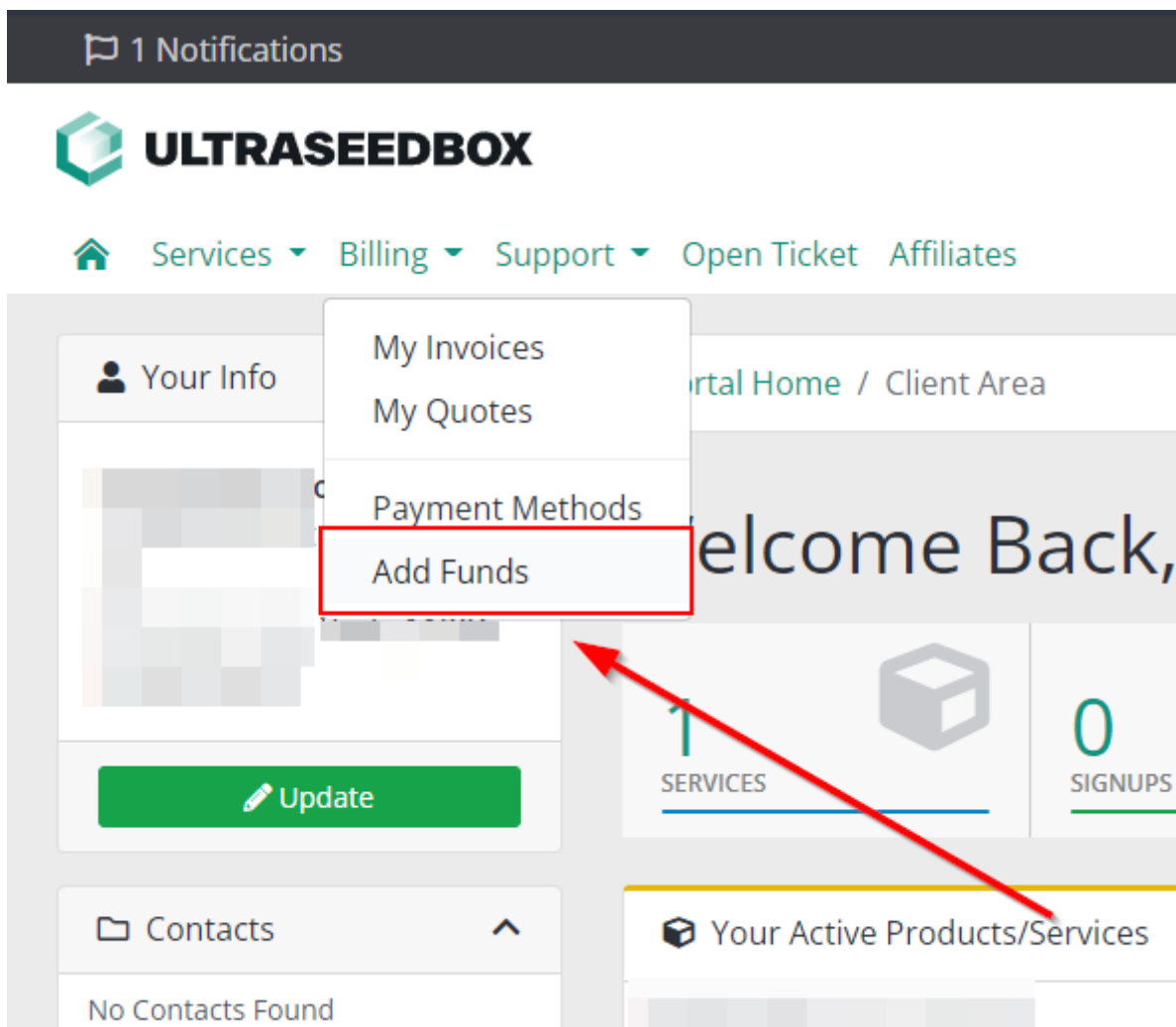
- [Credit Balance](#)
- [Cancellation Request](#)
- [Extra Upload Bandwidth Addons](#)

Credit Balance

Clients can store funds in their credit balance and use them to purchase new services or automatically pay the future invoices for their existing services.

- Funds can be added to the credit balance of your billing account in multiple ways. Some of them are discussed below.

Add Funds option in the Billing Area



- The funds added via this option will be stored in your account's credit balance.

Overpayments

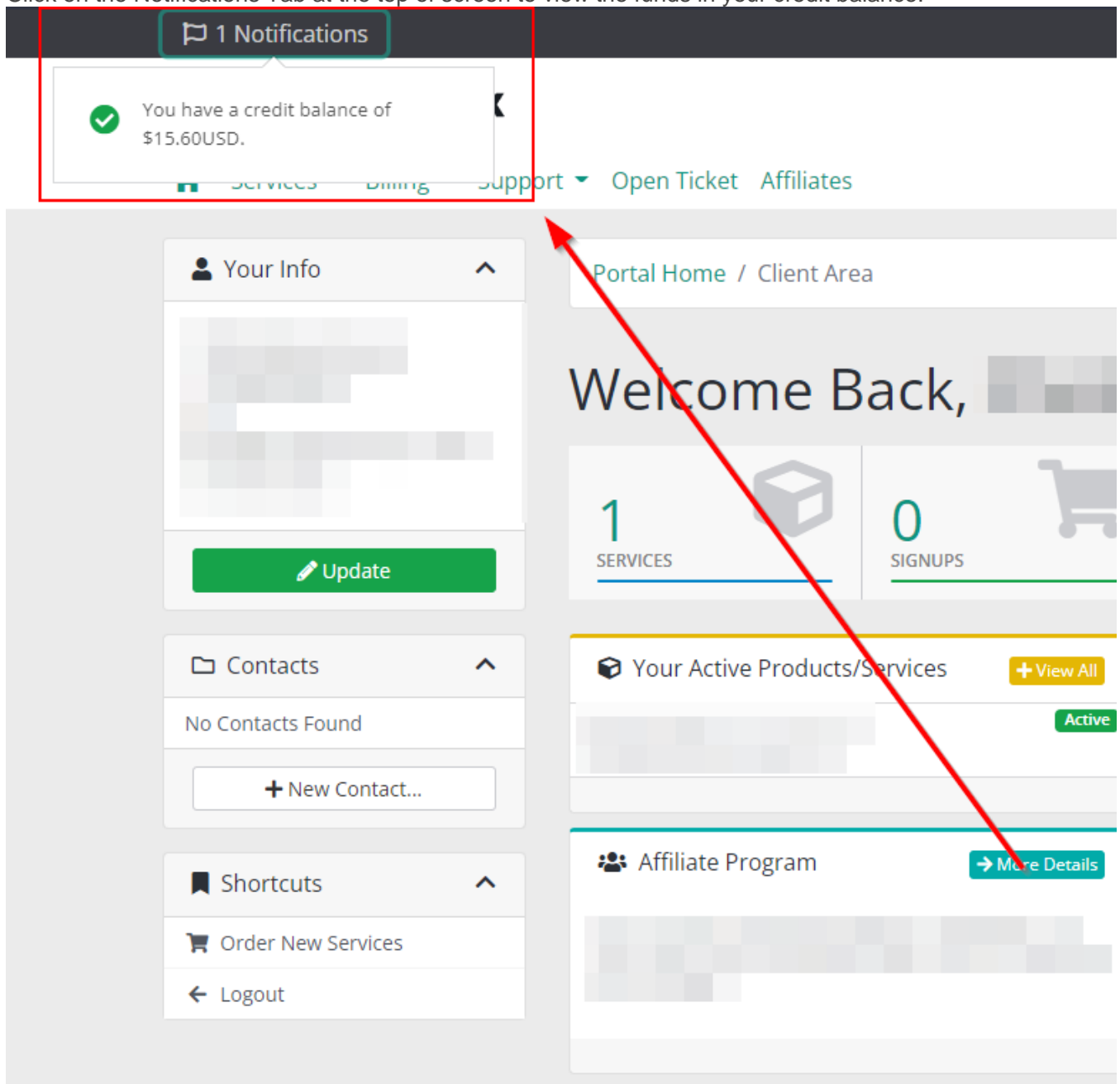
- In the case that a client has duplicate PayPal Subscriptions for the same service, the amount is sent twice. In this case, any extra funds that are sent always end up in your account's credit balance.

Refund Process

- If you are ineligible for a refund to your original mode of payment, you can always get a refund to your account's credit balance.

Checking the funds in your credit balance

- Login to your [Billing Area](#).
- Click on the Notifications Tab at the top of screen to view the funds in your credit balance.



Cancellation Request

This guide outlines how to create a cancellation request for your Ultra.cc service.

If you are eligible for a refund it is not enough to only request a cancellation. You also need to request a refund by submitting a ticket in your Client Area.

- Login to your [Client Area account](#).
- Go to [My Products & Services](#).
- Select the service that you wish to cancel. As an example for this guide, we will choose `Sabra - ultradocs.pollux.usbx.me`.

Portal Home / Client Area / My Products & Services

My Products & Services

Showing 1 to 2 of 2 entries

Product/Service	Pricing	Next Due Date	Status
Sabra ultradocs.pollux.usbx.me			

Show 10 entries

Previous 1 Next

- Click on `Request Cancellation`.



Sabra Tank Streaming Plans

ACTIVE

[Request Cancellation](#)

Registration Date

██████████

Recurring Amount

██████████

Billing Cycle

Annually

Next Due Date

2023-03-07

Payment Method

Coinbase (BTC, ETH,)

Ideally, you should only choose Immediate cancellation type if you are eligible for a refund. Otherwise, always default to End of Billing Period type of cancellation.

- Then follow these steps in order:
 - Briefly describe your reason for the cancellation.
 - Choose `Cancellation Type`.
 - Click on `Request Cancellation`.

Requesting Cancellation for: **Tank Streaming Plans - Sabra** (ultradocs.pollux.usbx.me)

Briefly Describe your reason for Cancellation **1**

Your feedback goes here.

It is important to our business and we take it seriously! Please provide it over here.

Cancellation Type **End of Billing Period** **2**

3

Request Cancellation

Cancel

Extra Upload Bandwidth Addons

We offer extra upload bandwidth addons for clients that require more upload traffic than is available on our base plans.

Purchasing an Upload Traffic Addon

Extra upload bandwidth addons are a monthly subscription and will be up for renewal every month unless cancelled. Kindly go through the [Cancelling an Upload Traffic Addon](#), and [Cancellation Issues](#) section given below if you only require the extra upload bandwidth for a limited time period.

- Login to your [Client Area account](#).
- Then go to the [View Available Addons](#) page.

Shopping Cart

🛒 Categories ^

Essential Plans v2

Tank Streaming Plans - Netherlands

Tank Streaming Plans - Canada

Tank Streaming Plans - Singapore

Tank Storage Plans

Bolt NVMe Plans

Product Addons

+ Actions ^

🛒 View Cart

Product Addons

3TB extra upload bandwidth per month

Buying this addon will buy you 3TB of extra upload bandwidth each month until cancelled.

Please note: unused upload bandwidth cannot be rolled over to next month.

Mustang-Pro-v2 - ultradocs.trinity.usbx.me ▾

€5.00EUR
Monthly

🛒 Order Now

5TB extra upload bandwidth per month

Buying this addon will buy you 5TB of extra upload bandwidth each month until cancelled.

Please note: unused upload bandwidth cannot be rolled over to next month.

Mustang-Pro-v2 - ultradocs.trinity.usbx.me ▾

€7.00EUR
Monthly

🛒 Order Now

10TB extra upload bandwidth per month

Buying this addon will buy you 10TB of extra upload bandwidth each month until cancelled.

Please note: unused upload bandwidth cannot be rolled over to next month.

Mustang-Pro-v2 - ultradocs.trinity.usbx.me ▾

€12.00EUR
Monthly

🛒 Order Now

25TB extra upload bandwidth per month

Buying this addon will buy you 25TB of extra upload bandwidth each month until cancelled.

Please note: unused upload bandwidth cannot be rolled over to next month.

Mustang-Pro-v2 - ultradocs.trinity.usbx.me ▾

€18.00EUR
Monthly

🛒 Order Now

50TB extra upload bandwidth per month

Buying this addon will buy you 50TB of extra upload bandwidth each month until cancelled.

Please note: unused upload bandwidth cannot be rolled over to next month.

Mustang-Pro-v2 - ultradocs.trinity.usbx.me ▾

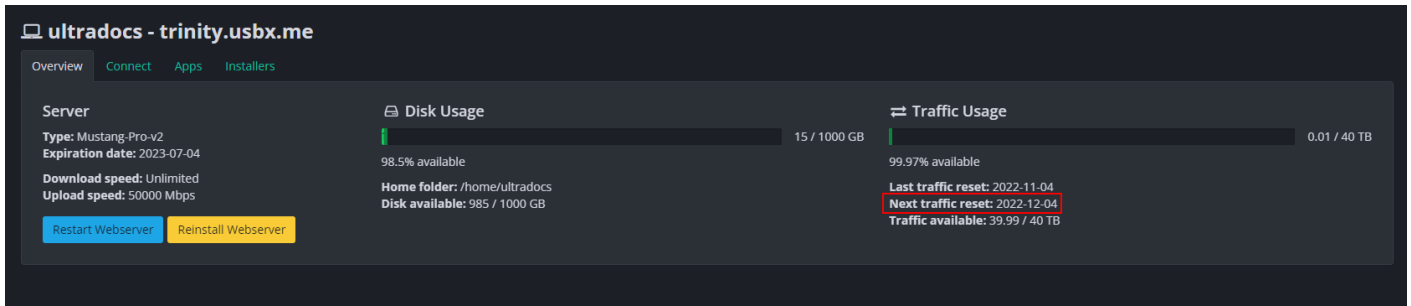
€25.00EUR
Monthly

🛒 Order Now

- Choose one of the addon amounts and select which service you want to add it to from the dropdown menu.
- Then, click on the **Order Now** button.
- After this, follow the on-screen instructions to complete your order.

Traffic Reset Date and Extra Traffic Addons

- The upload traffic of your service resets on the **Next traffic reset** date give in the Overview tab of your Control Panel under Traffic Usage.



- The extra upload bandwidth also refreshes on the same date. It does not reset according to its own monthly billing cycle.
- For example, if the **Next traffic reset** date of your service is **2022-11-27** and you purchased an extra traffic addon on **2022-11-15**, then the total upload traffic that your service has will be reset on **2022-11-27**. The extra upload traffic will not reset separately on the traffic addons next due date i.e **2022-12-15**. Instead, the next total traffic reset will occur on **2022-12-27**.

Cancelling an Upload Traffic Addon

- At this time, an upload traffic addon cancellation cannot be initiated from the Client Area.
- Once the extra upload bandwidth addon is cancelled, the extra badwidth is immediately removed from your service.
- You must [open a support ticket](#) to have your addon cancelled. We recommend opening the ticket on the due date of your extra upload traffic addon such that the extra upload bandwidth is only removed after you have had it for the entire billing period.
- You can check the due date of your extra upload bandwidth addon by visiting the [My Invoices](#) page in your Client Area once it's invoice is generated.
- Alternatively, not paying your addon invoice will also get it cancelled automatically past it's due date.

Cancellation Issues

- If you inadvertently set up the automatic renewal of your extra upload bandwidth addon, it maybe renewed before you have the chance to cancel it.
- This can happen if you have funds in your [credit balance](#) or if your payment method is Stripe(Credit/Debit card).
- The funds in your credit balance would automatically pay the addon invoice as soon as it is generated, and in the case of Stripe, as long as you have your card details saved in your Client Area, an automatic payment attempt will occur when the invoice is generated.
- Due to this, we recommend using PayPal One-Time payment to pay your addon related invoices.
- In case the traffic addon is renewd inadvertently, please [open a support ticket](#). We are here to help you sort out the situation.